

VALENT DEDICATED OUTDOOR AIR SYSTEMS

DESIGNED FOR 100% OUTDOOR AIR

Valent was one of the first to specialize in high outdoor air units, which can be more challenging to design than recirculated air units. Valent's robust designs are highly configurable to fit almost any project.

OUTDOOR AIR EXPERTS


- Valent's years of experience in high outdoor air applications lead to high performing solutions
- Valent's application expertise can be helpful in the design process

ROBUST DESIGNS

- Valent uses quality components to increase unit longevity
- Foam-injected casings improve thermal performance
- Prepainted cabinets reduce environmental wear and tear

DEDICATED SUPPORT

- Valent's commitment to quality reduces the need for post sale support, but we'll help with any issues
- Valent representatives can provide product and selection support in the design process
- End-of-line testing reduces installation time



Shown here: Valent VX-352 and
Valent VX-12

VALENT UNITS AT A GLANCE

		VX, VXE & VXC CASING					
		12	112	212	312	352	
AIRFLOW	Minimum ^a (cfm)	500	800	2,250	3,750	3,900	
	Maximum ^a (cfm)	2,500	5,750	9,500	16,000	18,000	
COOLING TYPE		Tons	Tons	Tons	Tons	Tons	
		3	5	15	25	30	
		4	7	17.5	30	40	
		5	10	20	40	50	
		6	12.5	25	50	60	
		7	15	30	—	70	
		Circuits	Circuits	Circuits	Circuits	Circuits	
		1	1	1	2	2	
		Chilled water	Not available	Option	Option	Option	Option
		Air source heat pump	Not available	Option	Option	Not available	Not available
	No cooling	Option	Option	Option	Option	Option	
COOLING COMPONENTS	Inverter scroll compressor	Standard	Standard	Standard	Standard	Standard	
	Digital scroll compressor	Not available	Not available	Not available	Not available	Not available	
	Modulating hot gas reheat	Option	Option	Option	Option	Option	
	Lead EC modulating condensing fans	Standard	Standard	Standard	Standard	Standard	
	All EC modulating condensing fans ^b	Not applicable	Option	Option	Option	Option	
INDIRECT GAS FURNACE	Minimum (MBh)	75	100	300	600	600	
	Maximum (MBh)	200	300	500	1,200	1,200	
	Turndown (NG)	Up to 16:1	Up to 16:1	Up to 16:1	Up to 16:1	Up to 10:1	
	Turndown (LP)	Up to 16:1	Up to 16:1	Up to 16:1	Not available	Up to 6:1	
ELECTRIC HEAT	Minimum ^c (kW)	4	15	35	35	50	
	Maximum ^c (kW)	60	60	120	230	200	
OTHER HEAT	Air source heat pump	Not available	Option	Option	Not available	Not available	
	Hot water	Not available	Option	Option	Option	Option	
	Steam coil	Not available	Option	Option	Option	Option	

VALENT UNITS AT A GLANCE

		VX, VXE & VXC CASING				
		12	112	212	312	352
ENERGY RECOVERY	Full width wheel Polymer	Not available	Option	Option	Option	Option
	Full width wheel Aluminum	Not available	Option	Option	Option	Option
	Enthalpy core Polymer	Not available	Option	Option	Not available	Option
	Enthalpy core Fiber	Not available	Option	Option	Not available	Not available
DUCT CONNECTIONS	Bottom supply/ return	Standard	Standard	Standard	Standard	Standard
	Side supply	Option	Option	Option	Option	Option
	Side return^d	Not available	Option	Option	Option	Option
	End return^e	Option	Option	Option	Option	Option
CONTROLS	Full controls	Standard	Standard	Standard	Standard	Standard
	Heat-cool only	Option	Option	Option	Option	Option
	Web user interface	Standard	Standard	Standard	Standard	Standard
AIRFLOW MONITORING	Damper	Option	Option	Option	Option	Option
	Fan	Option	Option	Option	Option	Option
CONSTRUCTION	Insulation	2" double-wall R-13	2" double-wall R-13	2" double-wall R-13	2" double-wall R-13	2" double-wall R-13
	Exterior	Gray prepainted	Gray prepainted	Gray prepainted	Gray prepainted	Gray prepainted
	Interior	Galvanized	Galvanized	Galvanized	Galvanized	Galvanized
CERTIFICATION	AHRI 1060	N/A	Compliant	Compliant	Compliant	Compliant
	ASHRAE 90.1-2019	Compliant	Compliant	Compliant	Compliant	Compliant
	DOE 2023	Compliant	Compliant	Compliant	Compliant	Compliant

Refer to Valent CAPS® selection software or the Valent Mechanical IOMs for additional detail.

a Based on packaged DX cooling, indirect gas heating, 100% outdoor air, 1.5 in. wg supply external and 0.5 in. wg return air static pressure. Airflows will vary based on unit configuration.

b All EC condensing fans are not available for 575V unit configurations.

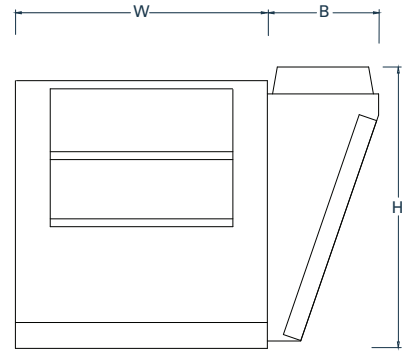
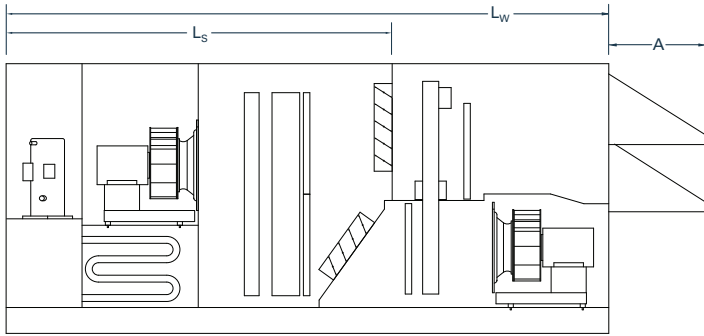
c Actual kW minimums and maximums vary by voltage.

d Not available in the VXC-112 or VXC-212.

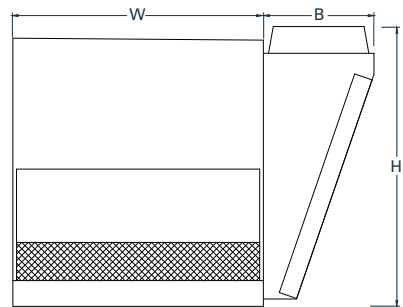
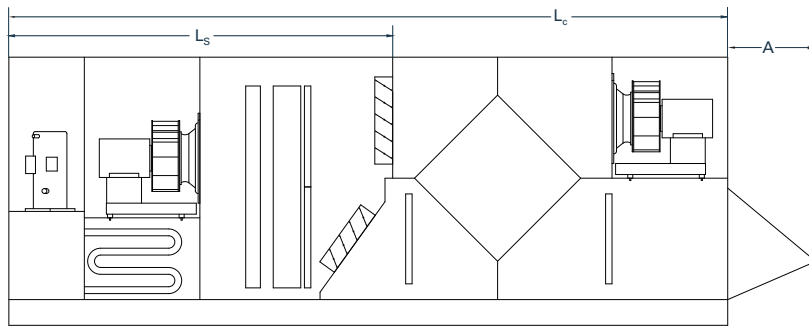
e Not available with energy recovery or powered exhaust. Not allowed with barometric relief damper in the end position.

DIMENSIONS AND WEIGHTS

Elevations with and without energy recovery wheel



Elevations with enthalpy core heat exchangers



DIMENSIONS (inches), WEIGHTS (pounds)													
CASING	Model	Height	Width	Length ^a	Length with wheel		Length with core		Hood length	Condenser width	Nominal weight		
		H	W	L _S	L _W		L _C		A	B	VX	VXE	VXC
					Bottom return	Side return	Bottom return	Side return					
	VX-12	58.1	44.0	82.2 ^c	N/A	N/A	N/A	N/A	22.3	N/A	1,180	N/A	N/A
	VX-112	59.3	52.5	98.6 ^a	149.5 ^a	180.5	180.5	N/A	22.1/40.0 ^e	30.1	2,700	3,400	3,800
	VX-212	72.5	68.2	109.0 ^a	163.2 ^a	197.3	197.3	N/A	27.1/38.0 ^e	30.1	4,500	5,100	5,675
	VX-312	101.3	98.0	155.2 ^d	247.9	276.9	N/A	N/A	39.0 ^b	N/A	6,500	8,000	N/A
	VX-352	99.5	96.0	185.0	263.0	307.0	308.0	353.0	45.3/46.0 ^e	N/A	7,950	10,450	12,000

a Powered exhaust units with no energy recovery, whether bottom or side return, have the same length as the wheel units with bottom return. This applies to the VX-112 and VX-212.
 b If the VXE-312 has an exhaust fan, the exhaust blower bump-out will have a length of 48.4 inches.
 c If the VX-12 has an indirect gas furnace, the furnace bump-out will have a length of 13.3 inches.
 d If the VX-312 has powered exhaust but no energy recovery, the length will be 203.6 inches for bottom return and 222.7 inches for side return.
 e Longer dimension reflects VXC hood length.



OUTDOOR AIR EXPERTS | ROBUST DESIGNS | DEDICATED SUPPORT

valentair.com

Valent DS 072722